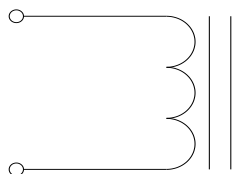


Rev	Description	By	Date
A	Released for production	AG	6-May-16

ELECTRICAL SPECIFICATIONS @ 25°C

L: 65μH±15% @ 10kHz, 1Vrms
 ΔL≤30% @ 48Adc
 DCR: 6.5mΩ Max
 Irms: ΔT≤40°C @ 33Adc
 SRF: 5.2MHz Typ
 Operating Temp: -40°C to 180°C
 Insulation Class: Class K 200°C Min
 RoHS Compliant: Yes

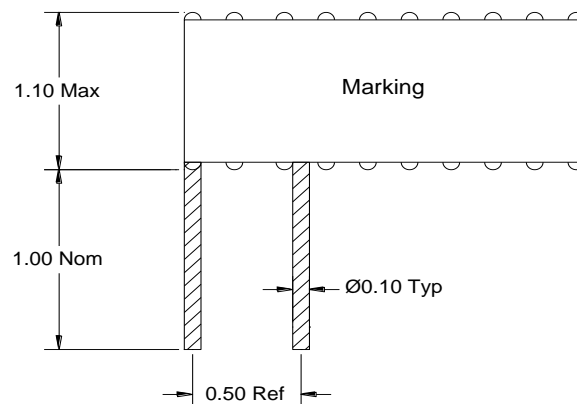
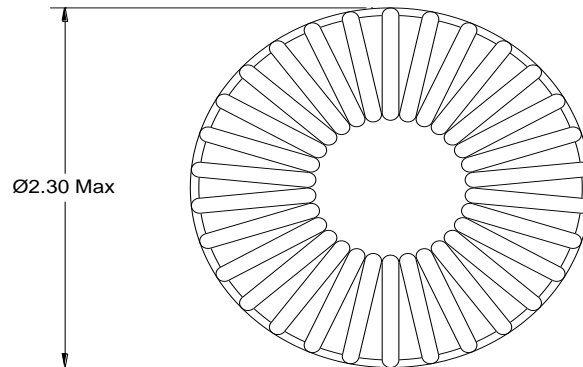
SCHEMATIC



MARKING

MPS
 P11T60-33A-650H
 Date Code

DIMENSIONS



Dimensions: inch

Notice of Proprietary Property

These drawings and specifications are the property of MPS and shall not be reproduced, copied or used as the basis of manufacture of sale of apparatus without express written authorization



MPS INDUSTRIES, INC.

www.mpsind.com

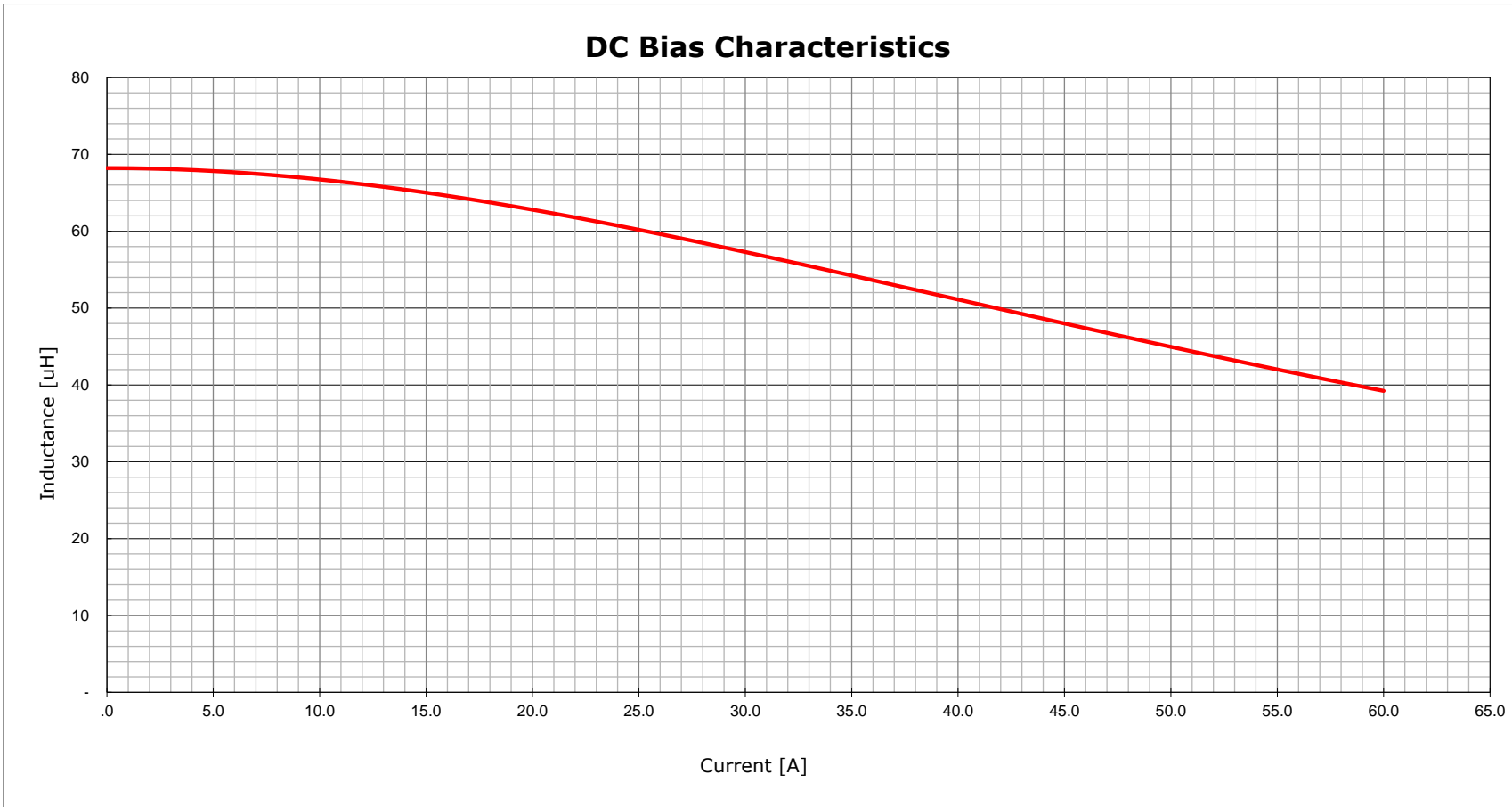
Tel: (310) 325-1043 Fax: (310) 325-1044

Description

Power Inductor

Dimensions Unless otherwise specified .XX ± .010" .XXX ± .005"	DRAWN BY: CHECKED BY:	AG AY	6-May-16 9-May-16	SIZE A	Part Number	REV A
					P11T60-33A-650H	
					WEIGHT: XX gms	SHEET: 1 OF 2

Rev	Description	By	Date
A	Released for production	AG	6-May-16



Notice of Proprietary Property

These drawings and specifications are the property of MPS and shall not be, reproduced, copied or used as the basis of manufacture of sale of apparatus without express written authorization



MPS INDUSTRIES, INC.

www.mpsind.com

Tel: (310) 325-1043 Fax: (310) 325-1044

Description

Power Inductor

Dimensions
Unless otherwise specified
.XX ± .010"
.XXX ± .005"

DRAWN BY:
CHECKED BY:

AG
AY

6-May-16
9-May-16

SIZE
A

Part Number

P11T60-33A-650H

REV

A

SCALE: X:X

WEIGHT: XX gms

SHEET: 2 OF 2