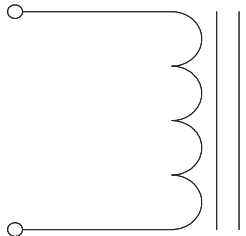


Rev	Description	By	Date
A	Released for Production	KLC	6-Jul-16

ELECTRICAL SPECIFICATIONS @ 25°C

L:	15.0 μ H \pm 10% @ 500kHz, 0.1Vrms
Isat:	Δ L \leq 10% @ 20.0 A Δ L \leq 20% @ 21.5 A Δ L \leq 30% @ 22.5 A
Irms:	Δ T \leq 20°C @ 20 A Δ T \leq 40°C @ 28 A
DCR (MAX):	2.6 m Ω Max
DCR (NOMINAL):	2.3 m Ω Nom
SRF (TYP)	13.0 MHz
Capacitance (TYP)	10.1 pF
Hipot:	500 Vdc, 1 mA, 5 sec, wdg to core
Insulation Class:	Class H 180 °C
RoHS Compliant:	Yes

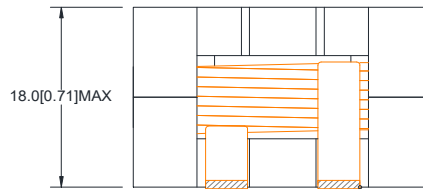
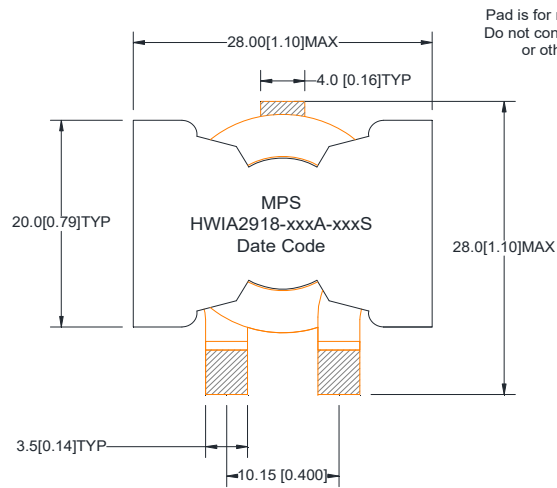
SCHEMATIC



MARKING

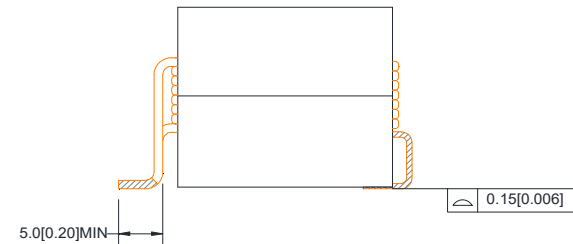
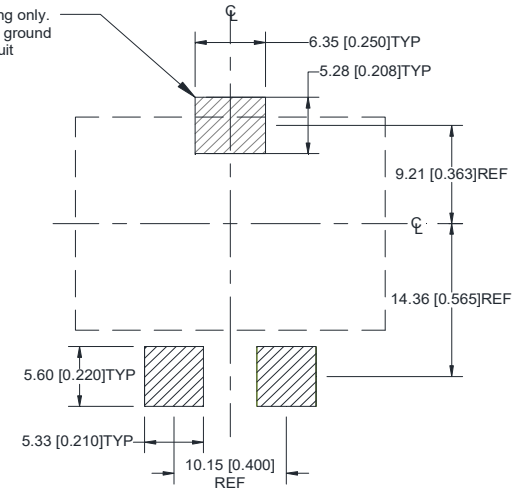
MPS
HWIA2918-020A-150S
Date Code

Dimensions: mm[inch]



Pad is for mounting only.
Do not connect to ground
or other circuit

Recommended PCB Layout



Notice of Proprietary Property

These drawings and specifications are the property of MPS and shall not be reproduced, copied or used as the basis of manufacture of sale of apparatus without express written authorization

Dimensions Unless otherwise specified .XX \pm 0.51 [0.020"] .XXX \pm 0.254 [0.010"]	DRAWN BY: CHECKED BY:	KLC AG	30-Jun-16 6-Jul-16	SIZE A	Part Number HWIA2918-020A-150S	REV A
	WEIGHT: 38 gms		SHEET: 1 OF 2			



MPS INDUSTRIES, INC.

www.mpsind.com

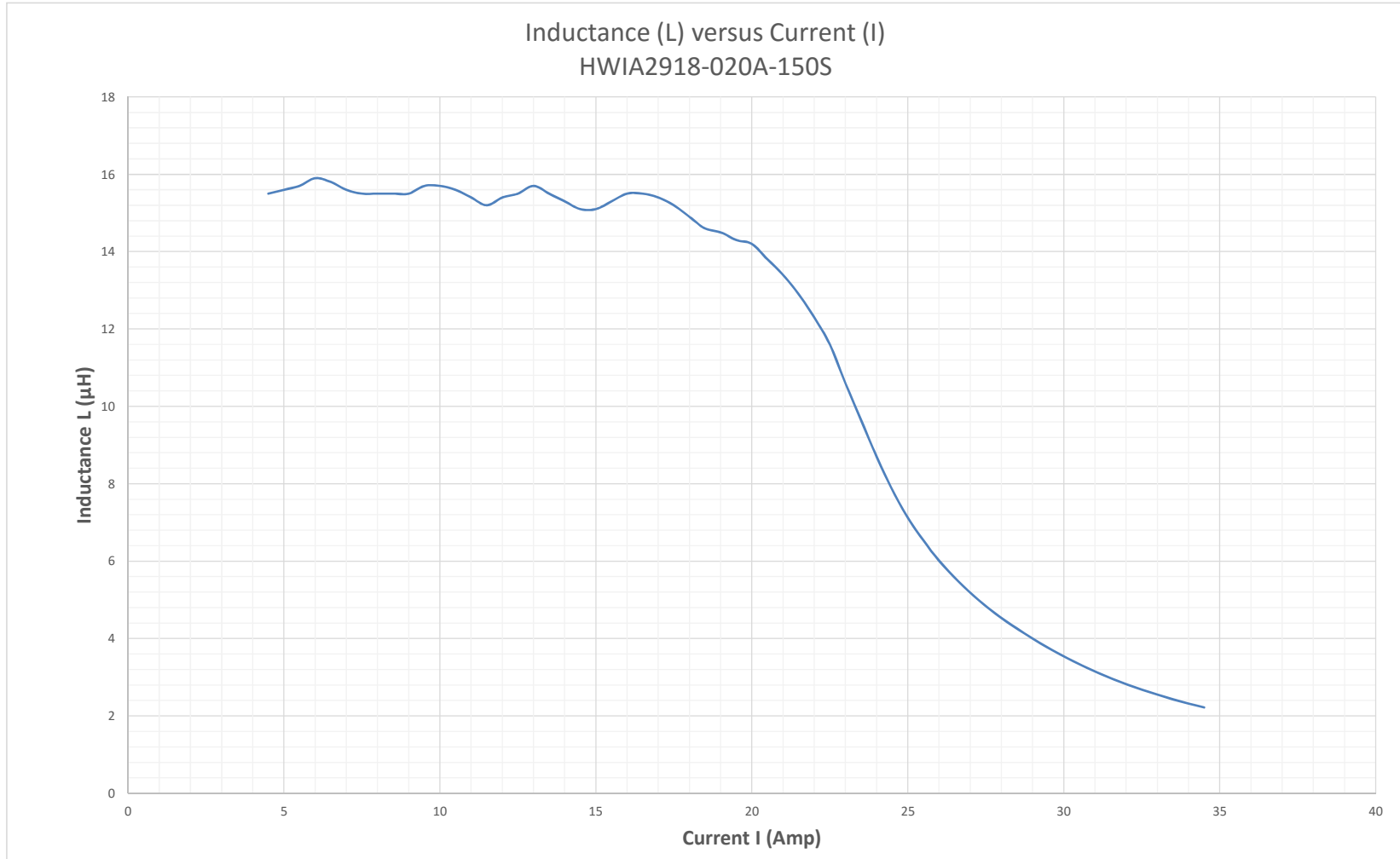
Tel: (310) 325-1043 Fax: (310) 325-1044

Description

Helical Wound Inductor

DC Bias Curve

Rev	Description	By	Date
A	Released for Production	KLC	6-Jul-16



Notice of Proprietary Property
 These drawings and specifications are the property of MPS and shall not be reproduced, copied or used as the basis of manufacture of sale of apparatus without express written authorization



MPS INDUSTRIES, INC.
www.mpsind.com
 Tel: (310) 325-1043 Fax: (310) 325-1044

Description		Helical Wound Inductor	
Part Number	HWIA2918-020A-150S		REV
A			A
SHEET: 2 OF 2			

Dimensions Unless otherwise specified .XX ± 0.51[0.020"] .XXX ± 0.254[0.010"]	DRAWN BY: CHECKED BY:	KLC AG	30-Jun-16 6-Jul-16	SIZE A
---	--------------------------	-----------	-----------------------	------------------